

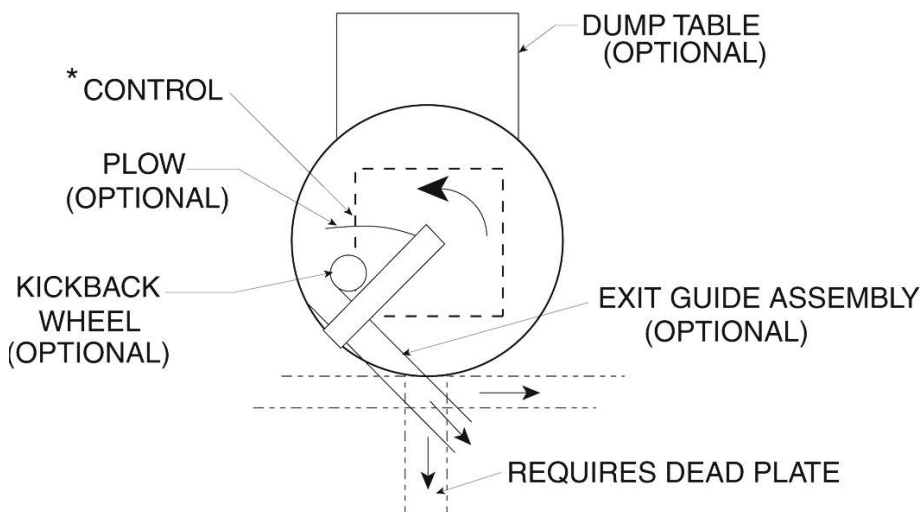


Using our Line Analysis System, Garvey studies your line, identifies strategic locations, determines size, and tests machine rates for optimal line performance. Our tested process has consistently maximized the productivity of our customers' packaging facilities thousands of times over!



GARVEY ROTARY TABLE

A PROVEN SOLUTION TO MAXIMIZE PRODUCTION



Garvey's versatile Rotary Tables are designed for unscrambling, accumulating, or usage as a surge table. The table itself can be constructed in four size stainless steel discs (Series 1546 available in 30" and 36", while Series 1500 is available in 48" and 60"), with speeds ranging from 10-50 FPM rim speed to 40-125 FPM rim speed depending on size.

Variations on the design can be made to fit your needs. Center plows, special exit guides, stationary or pivoting dump tables, kickback wheels (for square or rectangular product) and vial detrayers are common options. Cabinet construction is available in painted steel for the 1500 series table, and stainless steel for the 1546 series table.

FIGURE 1

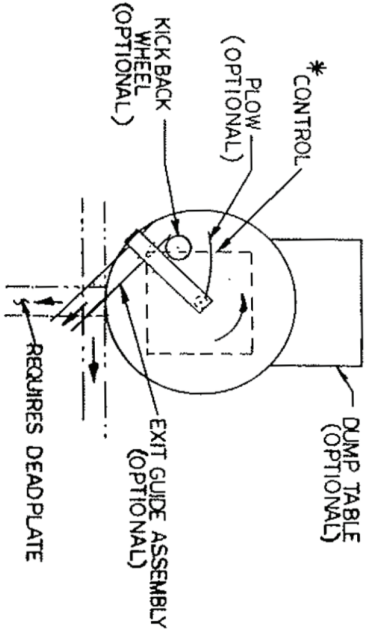


FIGURE 3

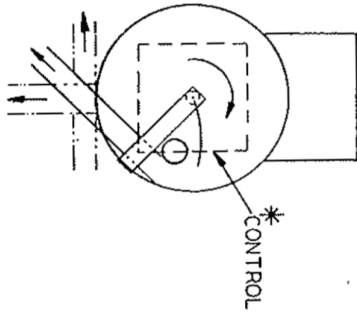


FIGURE 5

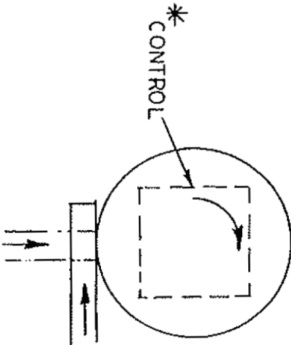


FIGURE 2

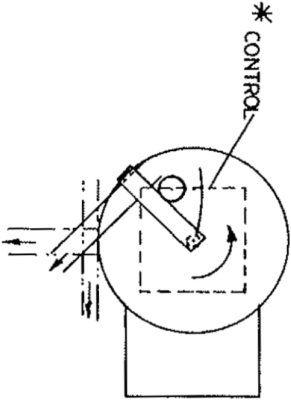


FIGURE 4

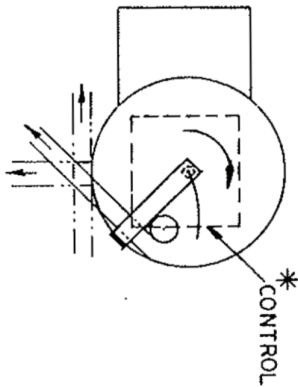
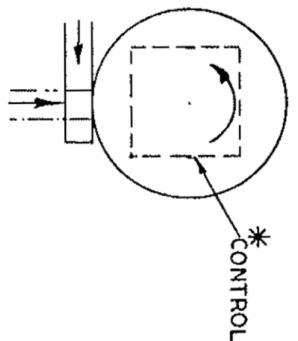


FIGURE 6



NOTE:

* CONTROL LOCATION ON 1500 SERIES ROTARY TABLE WITH DUMP TABLE MUST BE LOCATED ON SIDE OPPOSITE DUMP TABLE.

REVISIONS		DATE	APPROVAL
REV	DESCRIPTION		

DIMENSIONAL TOLERANCES UNLESS OTHERWISE SPECIFIED				MATERIAL	FINISH
FRACTION	DECIMAL	ANG.	ANG.		
± 1/16"	± 0.005	± 30°			

The standard dimensions shown on this drawing are in inches. Garvey's Corporation, Garvey's reserves the right to change specifications, design, size, price, manufacturing and production requirements.

DRAWN	S.S.	DATE	SCALE	NONE
CHECKED	WAC	DATE		

TYPICAL ASSEMBLY FIGURES FOR 1500 & 1546 SERIES ROTARY TABLES

DRAWING NO. CB-7830


Garvey
2416 AMPCORN
MILWAUKEE, WI 53216

Increase Throughput by 30%

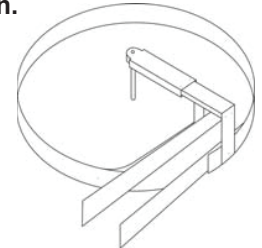
ROTARY TABLES

GARVEY'S ROTARY TABLE - CLEAN AND RELIABLE DESIGN FOR A VARIETY OF INDUSTRIES

- Variable speed controls.
- Versatile design allows for a myriad of applications.
- Accumulate and sort product into single file lanes with an exit guide assembly.
- Gain up to 30% additional output from your existing line.



Another exit guide assembly option.



Garvey's versatile Rotary Tables are designed for Unscrambling, Accumulating, or usage as a Surge table. The table itself can be constructed in 4 size stainless steel discs (Series 1546 available in 30" and 36", while Series 1500 is available in 48" and 60"), with speeds ranging from 10-50 FPM rim speed to 40-125 FPM rim speed depending on size.

Variations on the design can be made to fit your needs. Center plows, special exit guides, stationary or pivoting dump tables, kickback wheels (for square or rectangular product) and vial detrayers are common options. Cabinet construction is available in painted steel for the 1500 series table, and stainless steel for the 1546 series table.

Maximize Your Production

Garvey Rotary Tables



- Variable speed controls.
- Versatile design allows for a myriad of applications.
- Accumulate and sort product into single file lanes.
- Gain up to 30% additional output from your existing line.

A Proven Solution

Garvey's versatile Rotary Tables are designed for Unscrambling, Accumulating, or as a Surge or Pack Table. The table is available in 30", 36", 48" and 60" sizes, with speeds ranging from 10-125 feet per minute.

Variations on the design can be made to fit your needs. Center plows, special exit guides, stationary or pivoting dump tables, kickback wheels (for square or rectangular product) and vial detrayers are common options.

Another assembly guide option.

